


About these ads



WUWT

Watts Up With That?

Home About Climate FAIL Files Climategate Reference Pages Submit story Test Tips & Notes Widget WUWT Stuff

About these ads

UK Met Office says 2014 was NOT the hottest year ever due to 'uncertainty ranges' of the data

Guest Blogger / 3 hours ago January 27, 2015

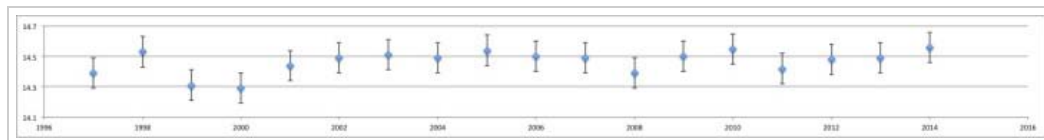
Met Office Confirms 2014 Continues Global Warming 'Pause'

Guest essay by Dr David Whitehouse, via [The GWPF](#)

With the release of the 2014 HadCRUT4 data by the [UK Met Office](#), and the previous release of global temperature data by [Berkeley Earth](#), [Nasa](#) and [Noaa](#), the main conclusion to be drawn from the data is that 2014 was a warm year, but not statistically distinguishable from most of the years of the past decade or so meaning that the "pause" in global annual average surface temperatures continues.

The Met Office said:

// *"The HadCRUT4 dataset (compiled by the Met Office and the University of East Anglia's Climatic Research Unit) shows last year was 0.56C (±0.1C) above the long-term (1961-1990) average. Nominally this ranks 2014 as the joint warmest year in the record, tied with 2010, but the uncertainty ranges mean it's not possible to definitively say which of several recent years was the warmest."*



HadCRUT4 global temperature data plot – Click on image to enlarge.

Quoting the temperature to one hundredth of a degree and the error on that measurement to a tenth of a degree is not normal scientific practice. It is against normal scientific practice to have an error of the measurement larger than the precision of that measurement. This means that most scientists would have rounded the data so that it was 0.6 +/- 0.1 °C. If this is done to the HadCRUT4 dataset it is even more obvious that there has been a warming "pause" for the past 18 years. Warm Pacific

Looking in detail at why 2014 was a warm year shows that it was down to unusually warm temperatures for a few months in the northeast Pacific. It is also obvious that had December not been such a warm month 2014 would have been much cooler. The Met Office says in its press release:

Search WUWT:

Search ...

Site stats

218,306,971 views

"...the world's most viewed climate website"

- Fred Pearce [The Climate Files](#):

// "Phil Jones, of the University of East Anglia, said: 2014 was an exceptionally warm year which saw warm tropical pacific temperatures, despite not being officially regarded as an El Niño."

Unusually warm Pacific temperatures in the region they were observed indicates that what made 2014 interesting was not down to any predicted manifestation of "global warming."

However, the Met Office considers that the temperature attained in 2014, and therefore all of the years of the past decade or so, would not have been achieved without human influence. In a [press release](#) put out in December (when HadCRUT4 data was available to October), when it was still possible that 2014 would have set a "record" and could have been treated as a separate event, they said that new research techniques developed by them allow for rapid assessment of how human influence might have affected the chances of breaking temperature records. They said:

// "This technique, known as an attribution study, uses climate models and observations to see how likely an event would be in the real world and in a world without human greenhouse gas emissions – enabling assessment of how human influence has altered the chances of an event."

Peter Stott, Head of Climate Attribution at the Met Office, said: "Our research shows current global average temperatures are highly unlikely in a world without human influence on the climate." Such attribution research is highly speculative and should have been flagged as such in a press release whose aim was to get the media to print a story suggesting that 2014 would be a 'record' year, and give them an explanation for it. As it turned out November's and December's HadCRUT4 data whittled away the chances of 2014 being a "record."

In general the Met Office and before them the Berkeley Earth project were reasonable about the data in pointing out that a new record was not established unequivocally because of the large error bars that encompass 2014 and many other recent years. This is in contrast to the stance taken by NASA who [proclaimed](#) without doubt, and without even quoting the temperature and any error information, that 2014 was the warmest year ever.

2014 fits in perfectly with the suggestion that for the past 18 years HadCRUT4 is best represented by a constant temperature.

Feedback: david.whitehouse@thegwpf.com


– See more at: <http://www.thegwpf.com/met-office-confirms-2014-continues-global-pause/#sthash.sp1Zg6FC.dpuf>

[The Battle for the Truth about Global Warming](#)

"...invaluable" - Steven F. Hayward, [The Weekly Standard](#)

"...changed the world and is one of the most influential resources on global warming." - [Jonathon Moseley, American Thinker](#)

"...flashy (apparently widely distributed)" - [Michael E. Mann](#)



Shameless Plug

Donations accepted: [fling funds](#)

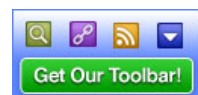
[Donate](#)

to help keep the www.surfacestations.org project going.





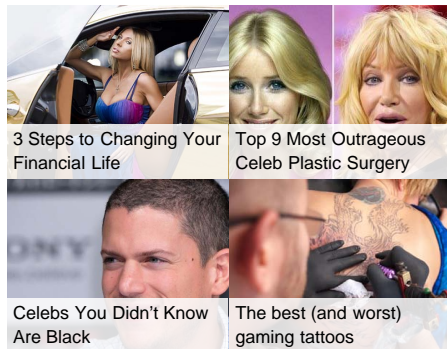
Free WUWT Toolbar



WUWT on Facebook



About these ads



by Gravity


★★★★★ 18 Votes

Google
 Twitter **43**
 Facebook **124**
 StumbleUpon
 Reddit
 Email

Reblog
 Like

4 bloggers like this.

January 27, 2015 in Climate News.



Follow me on Twitter

Related posts



[Midgets Try To Bite Dr. Willie Soon's Ankles](#)



[Study: Climate models disagree on why temperature 'wiggles' occur](#)



[Outed by FOIA – EPA strategy memo reveals deep flaws in the integrity of the agency, and lack of integrity of the press](#)

[← Study: Siberian permafrost has been warming for 7000 years](#)

26 thoughts on “UK Met Office says 2014 was NOT the hottest year ever due to ‘uncertainty ranges’ of the data”

GeeJam January 27, 2015 at 11:10 am

Words like 'Face' & 'Egg' spring to mind

[Reply](#)

emsnews January 27, 2015 at 1:44 pm

The media in the EU and US continue to ignore ALL of this interesting information. It is in a very black box. Locked by the UN. Totally air tight. Few outside of us angry people will be told this information, they would have to dig it out of the Boston snow banks today.

[Reply](#)

Stephen Rasey January 27, 2015 at 11:15 am

Josh, you've out done yourself. So many layers of satire.
That last bit: "a 1 in 27E6 chance that a Climate Alarmist will tell the truth." is wickedly funny.

[Reply](#)

Aaron Smith January 27, 2015 at 11:19 am

NASA will need to work on rebuilding its credibility if this keeps up.

[Reply](#)

Mick January 27, 2015 at 12:41 pm

NASA should just focus on space exploration.

[Reply](#)

RWturner January 27, 2015 at 1:27 pm

Tweets

[Follow](#)

WU WT Watts Up With That @wattsupwiththat 2h

Midgets Try To Bite Dr. Willie Soon's Ankles [wp.me/p7y4l-vwO](#)
[Show Summary](#)

WU WT Watts Up With That @wattsupwiththat 2h

UK Met Office says 2014 was NOT the hottest year ever due to 'uncertainty ranges' of the data [wp.me/p7y4l-vyj](#)
[Show Summary](#)

WU WT Watts Up With That @wattsupwiththat 8h

Study: Siberian permafrost has been warming for 7000 years

Follow WUWT via Email

Click to follow WUWT and receive notifications of new posts by email.

Join 29,043 other followers

Recent Posts

[Midgets Try To Bite Dr. Willie Soon's Ankles](#)

[UK Met Office says 2014 was NOT the hottest year ever due to 'uncertainty ranges' of the data](#)

[Study: Siberian permafrost has been warming for 7000 years](#)

[Methane deceptions](#)

[IPCC Climate Science As A Gestalt Theory Problem](#)

[Tracking the Blizzard of 2015](#)

[Study: Climate models disagree on why temperature 'wiggles' occur](#)

[Outed by FOIA – EPA strategy memo reveals deep flaws in the integrity of the agency, and lack of integrity of the press](#)

[Monday Mirthiness – polar melting test](#)

[Claim: California's policies can significantly cut greenhouse gas emissions through 2030](#)

[Weekly Climate and Energy News Roundup #165](#)

It's programs like NASA GISS that makes American citizens shake their heads when congress seemingly can't find ways to reduce the deficit. Cutting GISS would save over \$1 Billion each year.

Harry Passfield January 27, 2015 at 11:23 am

Hope you don't mind but I've forwarded this to the Daily Telegraph (UK).

[Reply](#)

Werner Brozek January 27, 2015 at 11:24 am

Strictly going by the numbers, without regards to error bars, 2014 was first on Hadcrut4.

But if we assume that any anomaly that is 0.03 above or below the 2014 ranking is in a statistical tie with 2014, then there is a statistical 4 way tie from ranks 1 to 4.

However if we assume that any anomaly that is 0.1 above or below the 2014 ranking is in a statistical tie with 2014, then there is a statistical 11 way tie from ranks 1 to 11.

Almost the identical thing can be said for GISS. The only difference is that the second tie is 3 ways and the last is 10 ways.

But satellites are way different!

If we assume that any anomaly that is 0.1 above or below the 2014 ranking is in a statistical tie with 2014, then both UAH version 5.5 and RSS show a statistical 12 way tie from ranks 3 to 14.

[Reply](#)

george e. smith January 27, 2015 at 12:14 pm

No matter how "unusual" an event is, or how low the probability of it occurring, so long as it is NOT zero, and not in violation of any of the known laws of Physics; it can occur again tomorrow, and then again on the next day.

But, after thousands or millions of opportunities, or occasions for such an event to occur, you can expect the frequency of such occurrences to coalesce around the rates calculated from the statistics.

But you can NEVER rule it out on any one occasion, no matter how low its non zero probability is.

Statistics is all about results you already have observed; and has no place in contemplation of events not yet observed. Well it might suggest how surprised you are going to be when you get the next data, but it doesn't effect what that data will be.

G

[Reply](#)


Patrick Bols January 27, 2015 at 11:25 am

then things are said. perfect.

[Reply](#)

The Ghost Of Big Jim Cooley January 27, 2015 at 11:31 am

Don't trust the Met Office anyway, they have trotted out too much garbage in the past, like this...



[What Does Gavin Schmidt's 'Warmest' Year Tell Us About Climate Sensitivity to CO2?](#)

[Massive blizzard forecast for New York and Boston area Tuesday – up to 3* feet of snow!](#)

[An Engineer's Ice-Core Thought Experiment](#)

[The Icebox Heats Up](#)

Top Posts & Pages

[Outed by FOIA - EPA strategy memo reveals deep flaws in the integrity of the agency, and lack of integrity of the press](#)

[Massive blizzard forecast for New York and Boston area Tuesday - up to 3* feet of snow!](#)

[Monday Mirthiness - polar melting test](#)

[Study: Climate models disagree on why temperature 'wiggles' occur](#)

[IPCC Climate Science As A Gestalt Theory Problem](#)

[What Does Gavin Schmidt's 'Warmest' Year Tell Us About Climate Sensitivity to CO2?](#)

[Methane deceptions](#)

[Tracking the Blizzard of 2015](#)

[Sea Ice Page](#)

[Claim: California's policies can significantly cut greenhouse gas emissions through 2030](#)

January 2015

M	T	W	T	F	S	S
			1	2	3	4
5	6	7	8	9	10	11
12	13	14	15	16	17	18
19	20	21	22	23	24	25
26	27	28	29	30	31	

[« Dec](#)

Archives

[Select Month](#)


Categories

[Select Category](#)

Recent Comments

[Tom Trevor](#) on [Tracking the Blizzard of 2015](#)

[David L. Hagen](#) on [Midgets Try To Bite Dr. Willie...](#)



- [emsnews on UK Met Office says 2014 was NO...](#)
- [Samuel C Cogar on An Engineer's Ice-Core T...](#)
- [philjourdan on Outed by FOIA – EPA stra...](#)
- [philjourdan on Outed by FOIA – EPA stra...](#)
- [Timo Soren on Midgets Try To Bite Dr. Willie...](#)
- [Just an engineer on Tracking the Blizzard of 2015](#)
- [Gunga Din on Midgets Try To Bite Dr. Willie...](#)
- [Michael D Smith on Midgets Try To Bite Dr. Willie...](#)

Did this ridiculous woman lose her job? No.

[Reply](#)

John M January 27, 2015 at 11:37 am

Wait for it. Phil-dot or Nick Stokes will be along any minute to "prove" she wasn't "very far off".

[Reply](#)

Werner Brozek January 27, 2015 at 12:06 pm

For those who may be interested, this is how Hadcrut3 would have done if it were still around. Assuming that Hadcrut3 would have gone up as much from 2013 to 2014 as Hadcrut4 did, then Hadcrut3 would have had a 2014 anomaly of 0.529. This would have placed it in 2nd place. Prior to this year, 1998 was at 0.548 and 2005 was at 0.482.

[Reply](#)

Nick Stokes January 27, 2015 at 11:35 am

"Quoting the temperature to one hundredth of a degree and the error on that measurement to a tenth of a degree is not normal scientific practice."

There was an asterisk on the original which has gone missing. And it pointed to a footnote:

*"*0.1° C is the 95% uncertainty range."*

So first, the normal practice referred to would use the standard deviation, which is less. But more importantly, it isn't the measurement error. It is the CI's from an ensemble of simulations, which principally express the variation you might expect if you had been able to measure in other places.

[Reply](#)

kenw January 27, 2015 at 12:02 pm

Doesn't *"*0.1° C is the 95% uncertainty range."* sound so much more certain than *"*0.1° C is the 5% certainty range."* ??

[Reply](#)

John Eggert January 27, 2015 at 1:07 pm

Humor/Satire

- [Cartoons By Josh](#)
- [The Daily Bayonet](#)

Lukewarmers

- [Climate Abyss – John Nielsen-Gammon](#)
- [Climate Debate Daily](#)
- [Climate Science – Pielke Sr.](#)
- [Dr. Roger Pielke Jr.](#)
- [Dr. Roy Spencer](#)
- [Judith Curry](#)
- [Lucia's The Blackboard](#)
- [Moshtemp – Steve Mosher](#)
- [The Lukewarmer's Way – Tom Fuller](#)
- [Thomas Fuller – 3000quads](#)

Political Climate

- [American Elephants](#)
- [Andrew Bolt](#)
- [Autonomous Mind](#)
- [Christopher Booker](#)
- [Climate Depot](#)
- [EU Referendum – Richard North](#)
- [Green Hell Blog](#)
- [James Delingpole @ Breitbart](#)
- [NYT Dot Earth – Revkin](#)
- [Planet Gore](#)

Pro AGW Views

- [AccuWeather GW Blog](#)
- [Collide-a-scape – Keith Kloor](#)
- [Real Climate](#)
- [scienceofdoom](#)
- [Stoat – Connolley](#)

Nick. "the normal practice referred to would use the standard deviation," has nothing to do with measurement error. Measurement error is the sum of all of those errors that go into a particular measurement. If some of those are statistically derived, then that component of the error may be estimated and have an associated standard deviation. Not all measurement error is estimated. The OP is correct. If you quote a value with a higher precision than the precision of the measuring device, you will get into trouble, particularly if what you say influences monetary decisions. Of course, there are a lot of things that climate scientists get away with that securities regulators would jail others for.

[Reply](#)

Nick Stokes January 27, 2015 at 1:32 pm

"Not all measurement error is estimated."

Then where does it come from?

"If you quote a value with a higher precision than the precision of the measuring device"

Again, the 0.1°C is not related to the precision of the measuring device.

Robert B January 27, 2015 at 1:28 pm

Normal practice is to use 2SD (95%CI) when making a judgement about two values being equal or significantly different.

Are you implying an error when you quote the article? I'm sure that its correct to round your results so that error is only one significant figure (or two if the first is 1) and the value is to the same decimal place as the error.

[Reply](#)

phillipbratby January 27, 2015 at 11:47 am

Health warning. Nick Stokes defending the indefensible again. Is he for real?

[Reply](#)

David Johnson January 27, 2015 at 12:00 pm

Sadly yes, although he does add some merriment to the blog. every now and then.

[Reply](#)

John Eggert January 27, 2015 at 1:03 pm

Nick comes here and speaks his mind. He disagrees with many of the things here. When he posts, it is usually a clear statement that can be argued. He is civil and intelligent. I disagree with much of what he says, particularly his defense of homogenization techniques, but I always read his posts. As Willis says, if you disagree with something he says, quote it and prove him wrong. Otherwise you are just a drive-by sniper.

[Reply](#)

DD More January 27, 2015 at 12:19 pm

What would it have been if they were still using the semi-adjusted HADCRUT3 version instead of the full-adjusted HADCRUT4.

12 month
average

[Tamino's Open Mind](#)

Skeptical Views

[1000+ skeptical papers](#)

[A Walk On The Natural Side – Jim Steele](#)

[Appinsys](#)

[Australian Climate Madness](#)

[Bishop Hill](#)

[Bob Carter](#)

[C3 Headlines](#)

[Carlin Economics](#)

[Climate Audit](#)

[Climate Change 101](#)

[Climate Conversation – NZ](#)

[Climate Resistance](#)

[Climate Sanity](#)

[Climate Skeptic](#)

[Climate Views](#)

[CO2 Science](#)

[Die Kalte Sonne](#)

[Digging in the Clay](#)

[Dr. Norman Page](#)

[Dr. Tim Ball](#)

[Ecotretas](#)

[Friends of Science](#)

[Haunting the library](#)

[ICECAP](#)

[International Climate Science Coalition](#)

[Jennifer Marohasy](#)

[Jo Nova](#)

[Marcel Crok – De staat van het klimaat](#)

[Master Resource](#)

[Niche Modeling – David Stockwell](#)

[No Frakking Consensus](#)

[No Tricks Zone](#)

[Small Dead Animals](#)

[Solar Cycle 24 Board](#)

[Surfacestations Gallery](#)

[Surfacestations Main](#)

[Susan Crockford – polarbearsience](#)

[Tallbloke's Talkshop](#)

[The Air Vent](#)

[The Chiefio – E.M. Smith](#)

[The Cosmic Tusk](#)

[The GWPF](#)

[The Hockey Schtick](#)

[The Next Grand Minimum](#)

anomaly HADCRUT3 HADCRUT4

Dec 1998 0.55 0.52

Dec 2011 0.34 0.40

Increase/ -0.21 -0.12

The new version increases warming (or rather decreases cooling) since 1998 by 0.09C, a significant amount for a 13 year time span. Whilst the changes should not affect the trend in future years, they will affect the debate as to whether temperatures have increased in the last decade or so.

<https://notalotofpeopleknowthat.wordpress.com/2012/10/10/hadcrut4-v-hadcrut3/>

[Reply](#)

KTM January 27, 2015 at 12:52 pm

"This technique, known as an attribution study, uses climate models and observations to see how likely an event would be in the real world and in a world without human greenhouse gas emissions – enabling assessment of how human influence has altered the chances of an event."

IF they could predict global temperatures to exquisite precision with a "baseline" climate model, I might buy the idea that they could then compare new temperatures against that baseline and try to attribute any differences as "other than baseline".

BUT they can't predict global temperatures to exquisite precision, they can't even accurately HINDCAST global temperatures with their model. And they certainly can't say that any perceived difference in current temps is caused specifically by CO2 or even by human activity in general, only that something has changed from the baseline conditions of their model. They don't even know what number to set the Climate Sensitivity knob to on their CO2 model.

The whole premise is laughable and fundamentally unscientific.

[Reply](#)

RBG January 27, 2015 at 1:05 pm

I would presume that a warmist might say that even though 2014 temps might be tied with 2005 & 2010, it was still close to being a record. And that simply joining those 3 extreme temperatures with a line is evidence of nothing...

R

[Reply](#)

Rex January 27, 2015 at 1:20 pm

My rule of thumb is that if you double (at least) the statistical error you may, just, get somewhere close to the overall survey error.

[Reply](#)

Gunga Din January 27, 2015 at 1:29 pm

I guess the missing heat wasn't hiding in 2014.
Back to The Time Tunnel!

[Reply](#)

Leave a Reply

[The Reference Frame](#)

[Tom Nelson](#)

[Trust Yet Verify](#)

[Warren Meyer](#)

[Warwick Hughes](#)

[William Briggs](#)

[World Climate Report](#)

Tools

[NCDC Hi/Lo Records lookup](#)

[SOHO solar images](#)

[UAH AMSU Daily Temps](#)

[Weather Picture of the Day](#)

[WFT – Interactive Climate Graph Engine](#)

[Transcendent Rant and way out there theory](#)


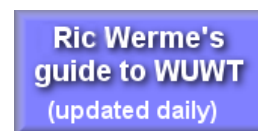
[Climate Progress](#)


[Climate Realists](#)

[Unreliable*](#)


[Skeptical Science – John Cook](#)

* Due to (1) deletion, extension and amending of user comments, and (2) undated post-publication revisions of article contents after significant user commenting.







Click for the:



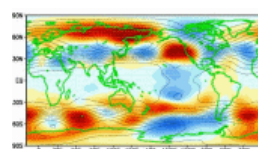
Sea Ice Page



Solar Images & Data Page



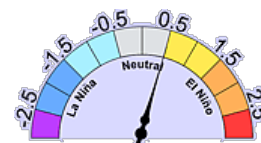
Atmospheric Maps Page



ENSO/SST Page



ENSO Meter



WUWT Tag Cloud

Al Gore American Geophysical Union Antarctic antarctica Arctic Atlantic Ocean Australia Barack Obama BBC Bill McKibben california Carbon dioxide climate **climate change** Climate model Climate sensitivity Climatic Research Unit Climatic Research Unit email controversy Climatology Current sea level rise Earth El Niño-Southern Oscillation environment European Union Extreme weather Freedom of Information Act Geophysical Research Letters **Global warming** Global Warming Policy Foundation Goddard Institute for Space Studies greenhouse gas greenland Heartland Institute **Intergovernmental Panel on Climate Change IPCC** IPCC Fourth Assessment Report James Hansen John Cook Judith Curry La Nina Little Ice Age Medieval Warm Period Met Office Michael Mann NASA National Center for Atmospheric Research National Climatic Data Center National Oceanic and Atmospheric Administration National Science Foundation National Weather Service New York Times NOAA Northern Hemisphere Pacific Ocean Peter Gleick Phil Jones Polar ice packs Roy Spencer Science & Environmental Policy Project Sea ice Sea Surface Temperature Skeptical Science Snow Solar cycle Solar variation Steve McIntyre sun **temperature** Temperature record Tropical cyclone **United States** United States Environmental Protection Agency University of East Anglia Watts Up With That? Weather

Feed Me

 [RSS - Posts](#)

 [RSS - Comments](#)

Sponsored links

IT Certifications:

[Braindumps](#)

[Pass4sure CISSP](#)

[CCNA Certification](#)

[CCDA Pass4sure](#)

[CCIE Pass4sure](#)



Meta

[Site Admin](#)

[Log out](#)

[Entries](#) [RSS](#)

[Comments](#) [RSS](#)

[WordPress.com](#)

Copyright Notice

Material on this website is copyright © 2006-2014, by Anthony Watts, and may not be stored or archived separately, rebroadcast, or republished without written permission.

For permission, contact us. See the About>Contact menu under the header.

All rights reserved worldwide.

Some material from contributors may contain additional copyrights of their respective company or organization.